

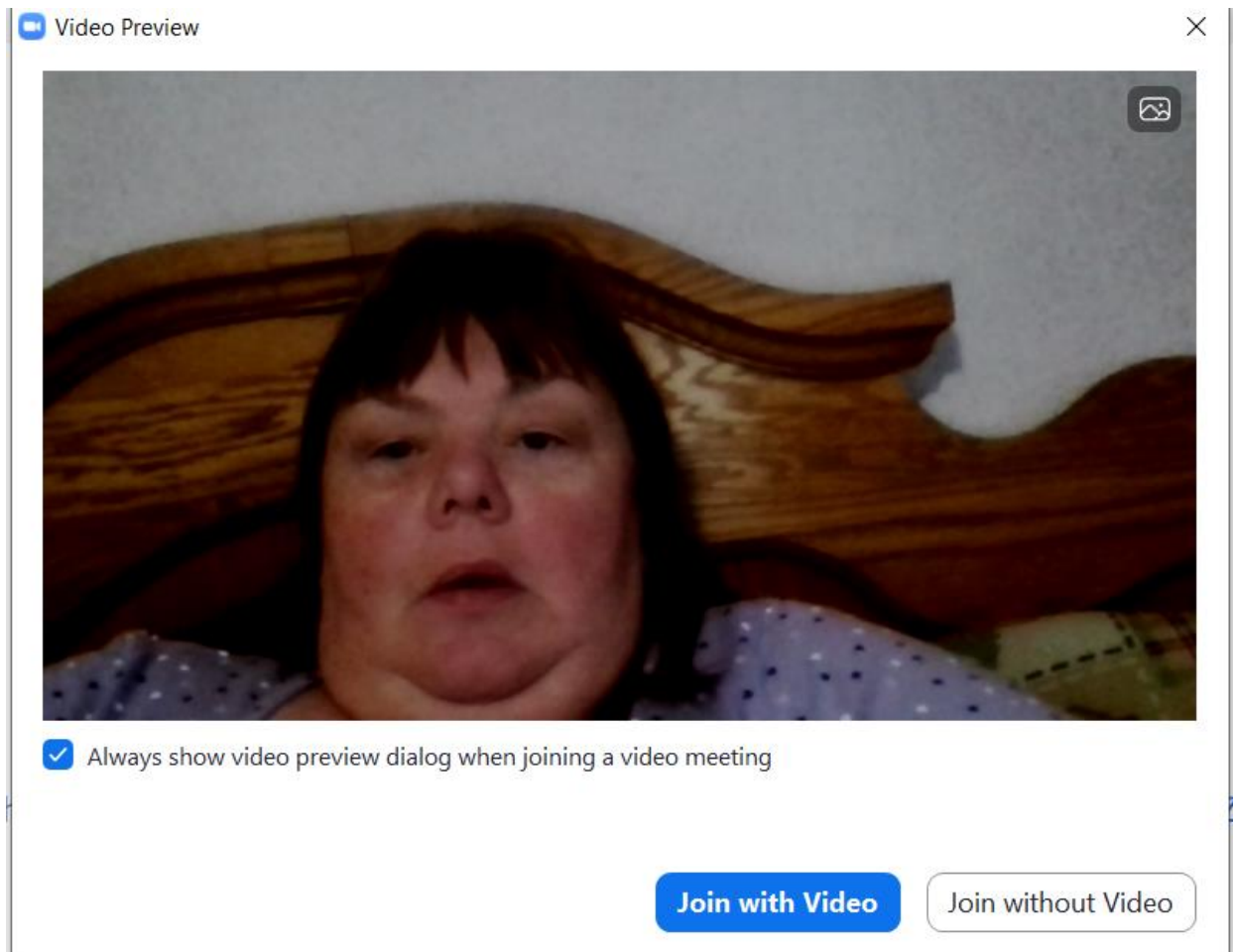
Zoom log in – via internet – NEW USERS – voir français plus bas

Those with Internet service can go directly to <https://us04web.zoom.us/j/247428136>

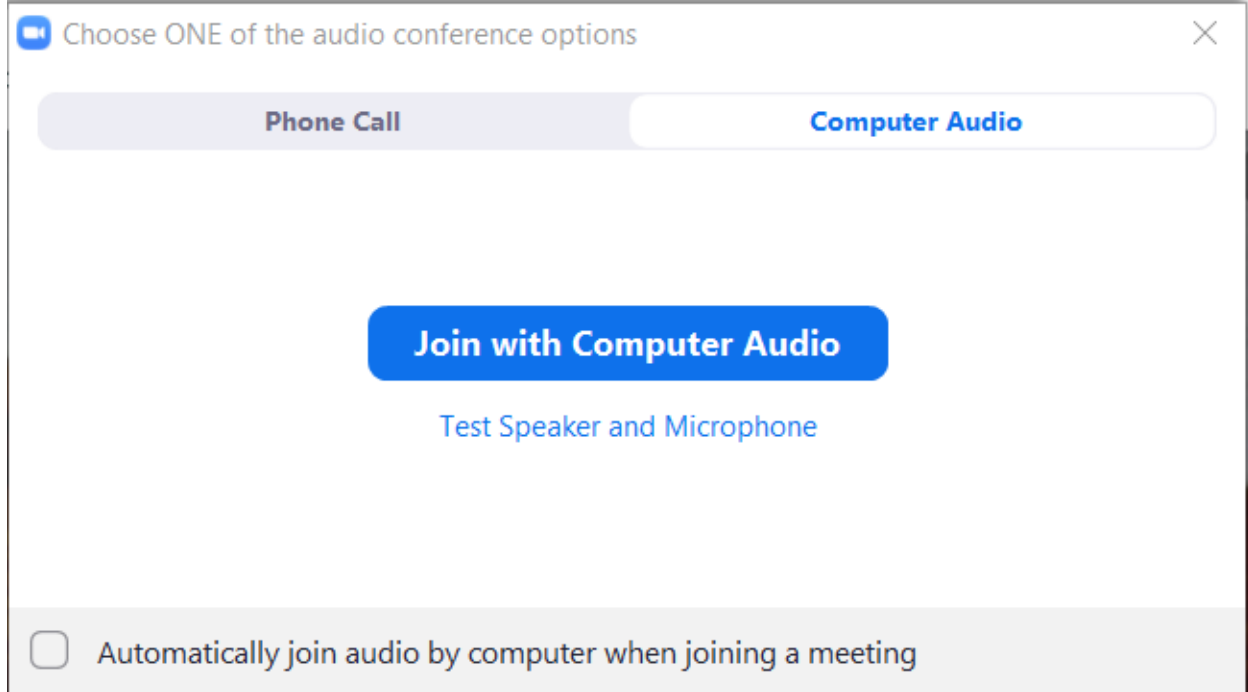
You will see something similar to the window below – you will first click **DOWNLOAD & RUN ZOOM**

If nothing prompts from browser, [click here](#) to launch the meeting, or [download & run Zoom](#).

If your computer has a camera – you will see a picture and be asked if you wish to **JOIN WITH VIDEO** or **JOIN WITHOUT VIDEO** – the choice is yours



You will be asked if you wish to use your computer audio. This is recommended since our call-in numbers are long distance. (you are still able to mute yourself)



The image shows a dialog box titled "Choose ONE of the audio conference options" with a close button (X) in the top right corner. At the top, there are two radio button options: "Phone Call" (which is currently selected) and "Computer Audio". Below these options is a large blue button labeled "Join with Computer Audio". Underneath this button is a link that says "Test Speaker and Microphone". At the bottom of the dialog box, there is a checkbox labeled "Automatically join audio by computer when joining a meeting", which is currently unchecked.

If you are not comfortable/able to join by computer audio please call 1-438-809-7799 and enter your **Meeting ID** when prompted. **PLEASE NOTE LONG DISTANCE CHARGES WILL APPLY** (and please make sure your microphone on the computer is muted)

If/when prompted, enter the meeting ID number **247-428-136**.

You will be asked for a participant ID but it will show in the details on your screen and you will re-enter it and press **JOIN MEETING**

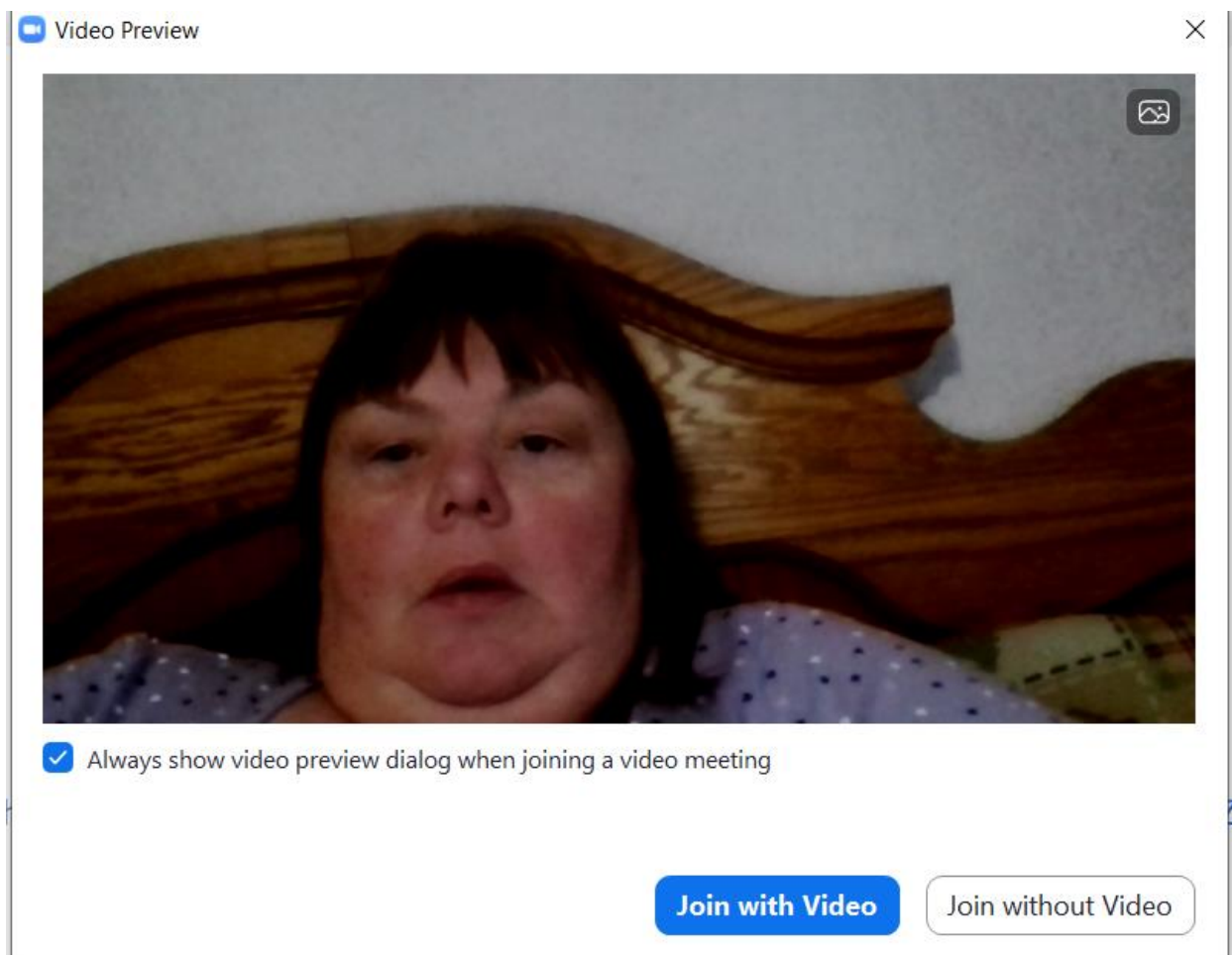
Par Internet, NOUVEAUX UTILISATEURS

Suivez le lien <https://us04web.zoom.us/j/247428136>

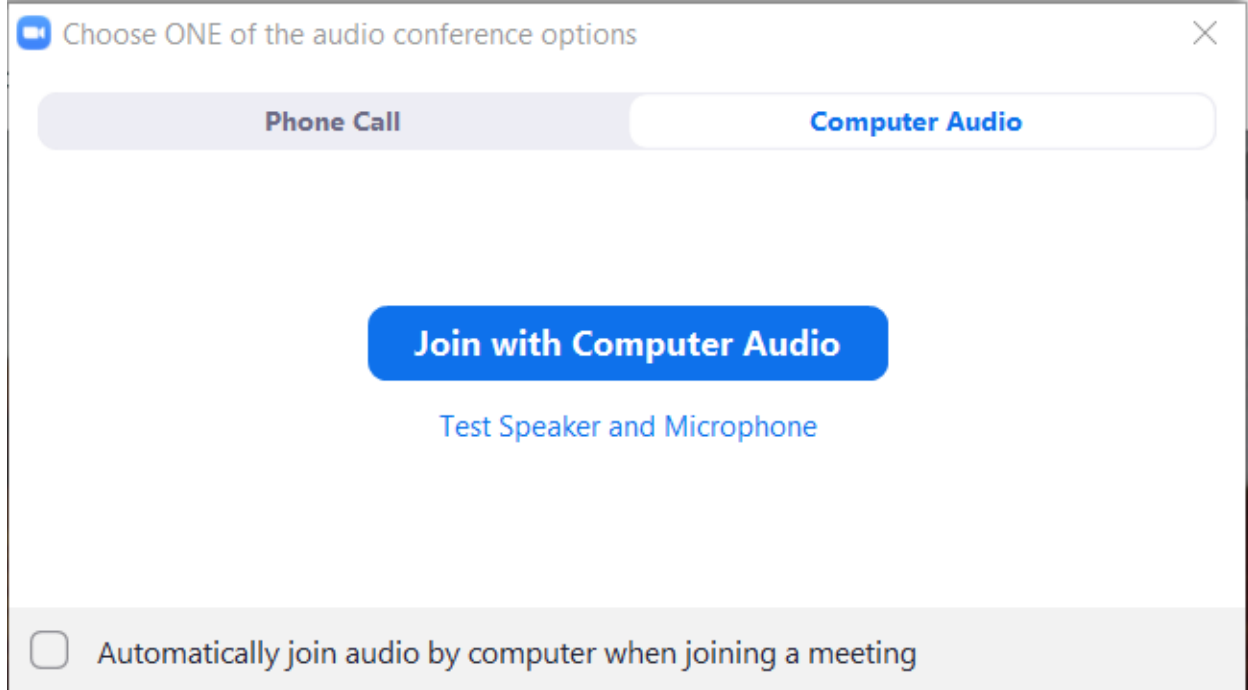
Vous verrez quelque chose de similaire à la fenêtre ci-dessous - vous cliquez d'abord sur **DOWNLOAD & RUN ZOOM** (oui, seulement en anglais!)

If nothing prompts from browser, [click here](#) to launch the meeting, or [download & run Zoom](#).

Si votre ordinateur est équipé d'un appareil photo - vous verrez une photo et on vous demandera si vous souhaitez vous **JOIN WITH VIDEO** or **JOIN WITHOUT VIDEO** - le choix vous appartient



Il vous sera demandé si vous souhaitez utiliser l'audio de votre ordinateur. Ceci est recommandé car nos numéros d'appel sont longue distance. (vous pouvez toujours vous couper le son)



The image shows a dialog box titled "Choose ONE of the audio conference options" with a close button (X) in the top right corner. At the top, there are two radio button options: "Phone Call" (which is currently selected) and "Computer Audio". Below these options is a large blue button labeled "Join with Computer Audio". Underneath this button is a link that says "Test Speaker and Microphone". At the bottom of the dialog box, there is a checkbox labeled "Automatically join audio by computer when joining a meeting", which is currently unchecked.

Si vous n'êtes pas à l'aise / en mesure de vous joindre par audio informatique, veuillez appeler le **1-438-809-7799** et entrez votre ID de réunion lorsque vous y êtes invité. **VEUILLEZ NOTER QUE DES FRAIS DE INTERURBAINS S'APPLIQUERONT** (et assurez-vous que votre microphone sur l'ordinateur est en mute)

Si / lorsque vous y êtes invité, entrez le numéro d'identification de la réunion **247-428-136**.

Il vous sera demandé un ID de participant mais il apparaîtra dans les détails sur votre écran et vous le ressaisirez et appuyez sur **JOIN MEETING**